



Fender[®]

THE SOUND THAT CREATES LEGENDS

Fender Stage Lead/Studio Lead

The Studio Lead and Stage Lead are a completely new pair of versatile and compact musical instrument amplifiers. They are relatively light in weight and built with heavy duty components and construction throughout.

Both models come with Fender Special Design speakers and share many common features. Please see specifications on the following page for specifics concerning your particular model.

The preamp section of the Studio Lead and Stage Lead features channel switching with two independent channels. Each channel may be adjusted for a different range of tones and gain allowing the player greater flexibility.

Each channel features 3-band EQ with the lead channel (#2) having active cut and boost midrange. The lead channel also features a unique gain structure with volume, gain and master controls. This allows the musician to have a range of sound that extends from very clean to rich and sustained.

Channel 1 is structured for clean playing and has excellent headroom characteristics. The studio quality reverb circuitry is effective on both channels and may be remotely switched on and off with an optional foot-switch (P/N 021470).

Both models have preamp out and power amp in patching capability. This important feature allows for patching external signal processors such as: effects pedals, graphic equalizers, etc. Use of this feature may assist in lowering the audible noise associated with effects pedals.

The cabinets solid wood shell is made with sturdy box joint construction. The plywood baffle is dadoed into the sides and bottom of the cabinet. The rear panels are also plywood. The thick film-surface vinyl covering is easy to clean and has a strong, durable backing material. It will keep its good appearance for a long time to come. The cabinet comes with heavy-duty handle, corners and glides.

The selection of a FENDER amplifier will reward you with years of quality music in a wide range of controlled sounds. This manual will explain its many features and applications available to you. Read it carefully to gain the maximum benefit from all its features with initial use.

The built-in quality of a FENDER amplifier is the result of over three decades of dedication in the combined skills of research and development by our engineers and musicians.

That is why we say, proudly...

FENDER, the sound that creates legends.

Stage Lead:

- One 12" heavy-duty Special Design Speaker
- 100 watts RMS @ 8 ohms
- Ground Polarity Switch

Stage Lead 2-12:

- Two 12" heavy-duty Special Design Speakers
- 100 watts RMS @ 8 ohms
- Ground Polarity Switch

Studio Lead:

- One 12" heavy-duty Special Design Speaker
- 50 watts RMS @ 8 ohms

Features common to all models:

- Exclusive 3/4" solid wood box joint constructed cabinet
- All-steel welded cadmium plated chassis
- High quality electronic components
- Switching channel preamp with two independent channels
- Professional studio quality reverb in both channels
- Pre-Amp/Power Amp in-out patch loop
- Full 3-band EQ on each channel
- Active cut and boost midrange on lead channel
- Front panel On/Off power switch
- Extra durable vinyl covering

To reduce the possibility of AC current leakage, this amplifier is provided with a grounding type power supply cord. Be sure to connect to a grounded receptacle.

Operation from an ungrounded (2 pronged) receptacle requires a 3-to-2 contact grounding type adapter. The adapter's grounding lead must be connected to a good earth ground.

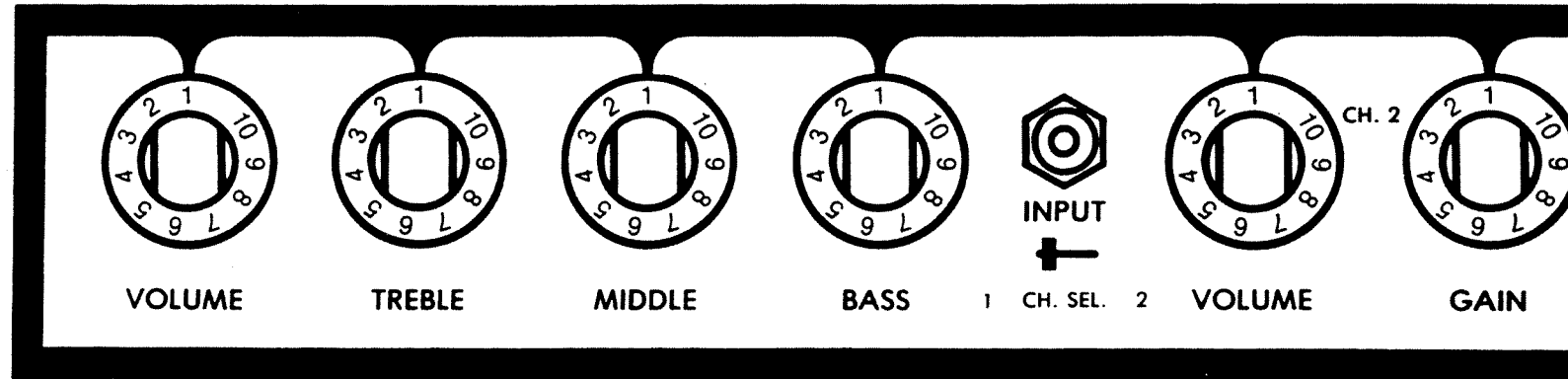
For Studio Lead, reversing the power cord plug in a two conductor receptacle may reduce power line hum and noise levels.

For Stage Lead, a 3-position ground polarity switch is provided for minimum hum.

Fender's special-design electronic parts provide optimum performance in these amplifiers. For best results, replace with Fender original equipment parts only.

WARNING: TO REDUCE THE RISK OF FIRE OR SHOCK HAZARD, DO NOT EXPOSE THIS APPLIANCE TO RAIN OR MOISTURE.

Fender Stage Lead/Studio Lead



3

VOLUME
Volume setting from zero to full power (Channel 1 only).

TREBLE
Provides high frequency equalization as required.

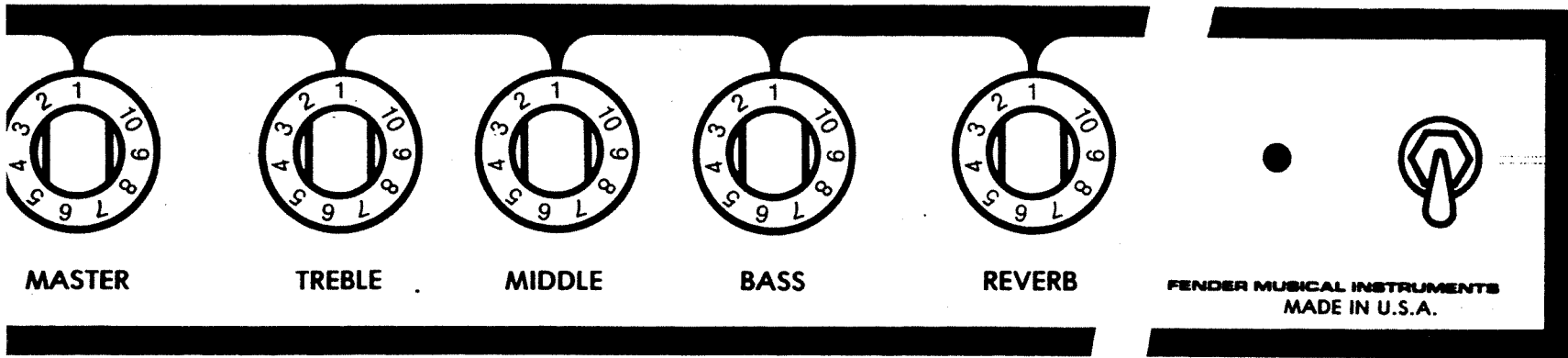
MID
Provides midrange equalization.

BASS
Provides desired amount of bass response.

INPUT
Connection for instrument.

VOLUME
Volume setting from zero to full power (Channel 2 only).

GAIN
Operates in conjunction with the volume control and affects the sensitivity and the preamp distortion threshold. Each setting allows a different lead type overdriven sound.



MASTER

TREBLE

MIDDLE

BASS

REVERB

**FENDER MUSICAL INSTRUMENTS
MADE IN U.S.A.**

MASTER
Controls sound output (Channel 2 only).

TREBLE
Provides high frequency equalization as required.

MID
Provides active cut and boost midrange equalization.







BASS
Provides desired amount of bass response.

REVERB
Selects the amount of reverberation.

PILOT INDICATOR
Pilot LED indicates when amplifier is On.

ON/OFF SWITCH
Turns amplifier On and Off.

CAUTION: TO REDUCE THE RISK OF ELECTRIC SHOCK DO NOT REMOVE CHASSIS. NO USER SERVICEABLE PARTS INSIDE. REFER SERVICING TO QUALIFIED SERVICE PERSONNEL.
CAUTION: TO REDUCE THE RISK OF FIRE REPLACE ONLY WITH SAME TYPE FUSES SPECIFIED.

<p>MODEL STAGE LEAD 120 V ~ 50/60 Hz 250 WATTS</p>	<p>PRIMARY FUSE 3A-125V SLO-BLO</p> 	<p>GROUND SWITCH</p> 	<p>SPEAKER FUSE 4A-125V NORMAL BLO</p> 	<p>FOOTSWITCH PEDAL</p> 	<p>PRE-AMP OUTPUT</p> 	<p>POWER AMP INPUT</p> 
<p>FENDER MUSICAL INSTRUMENTS A DIVISION OF CBS INC., FULLERTON, CALIFORNIA</p>						

PRIMARY FUSE
CAUTION: To reduce the risk of fire, replace only with the same type slo-blo fuse (See wiring page 8).

GROUND SWITCH
Gives player control of ground polarity. Position "A" and "B" ground to each side of the line respectively. OFF position disconnects all but the third line chassis ground. Try each position to find minimum hum. (Stage Lead only).

SPEAKER FUSE
CAUTION: To reduce the risk of fire, replace only with the same type normal blo fuse.

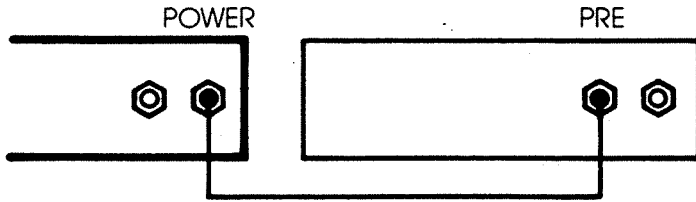
FOOT SWITCH PEDAL
For connection to optional foot pedal.

PRE-AMP OUTPUT
Permits direct connection of external signal processors such as phaser, chorus, equalizer, digital delay and other type devices. Creates an Effects Loop when used with the Power Amp Input.

POWER AMP INPUT
Permits direct connection to internal power amp input — by insertion of a plug in this jack, the circuit behind the Pre-Amp and Power Amp is interrupted.

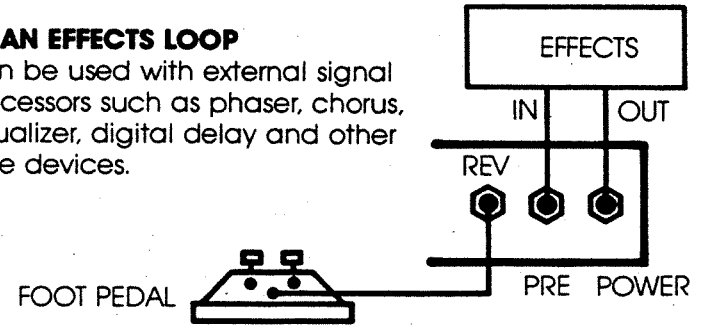
1. WITH A SLAVE UNIT

Can be used with a second amplifier for increased power that is controlled by one pre-amp.



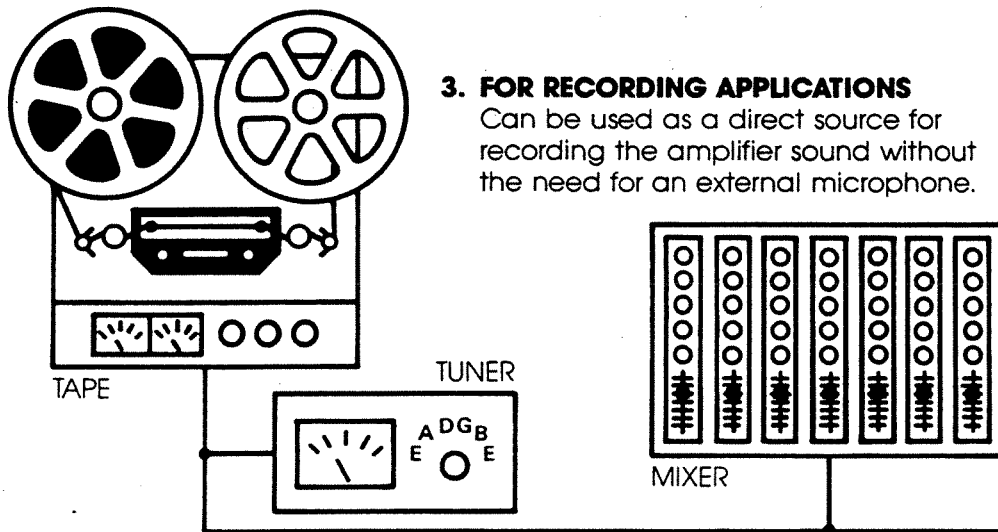
2. AS AN EFFECTS LOOP

Can be used with external signal processors such as phaser, chorus, equalizer, digital delay and other type devices.



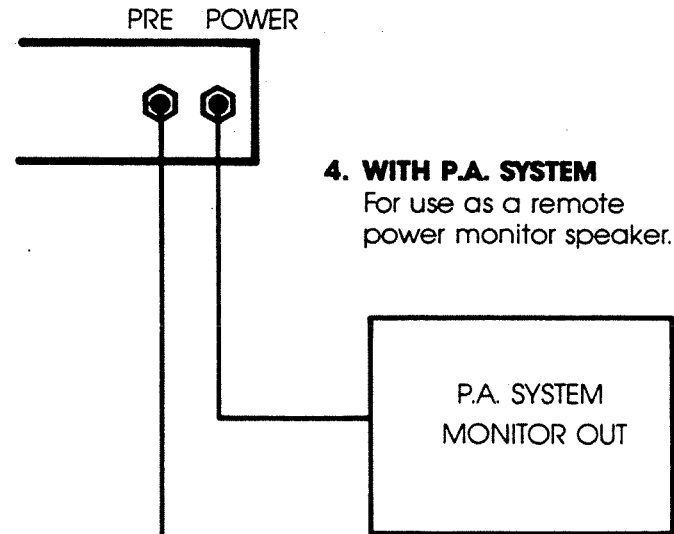
3. FOR RECORDING APPLICATIONS

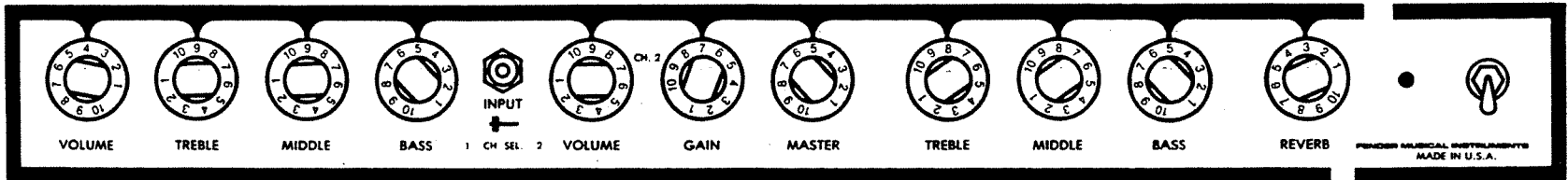
Can be used as a direct source for recording the amplifier sound without the need for an external microphone.



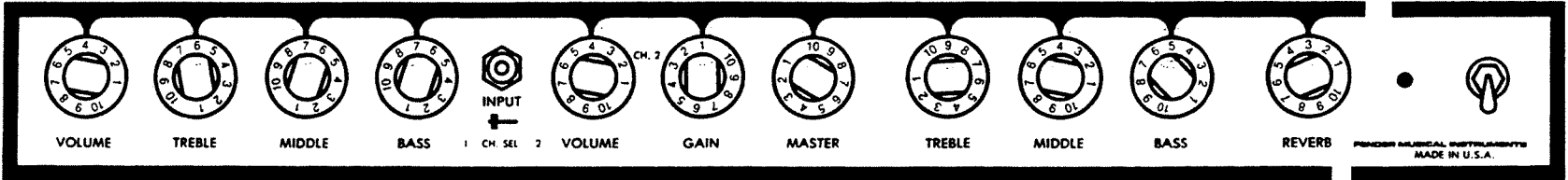
4. WITH P.A. SYSTEM

For use as a remote power monitor speaker.

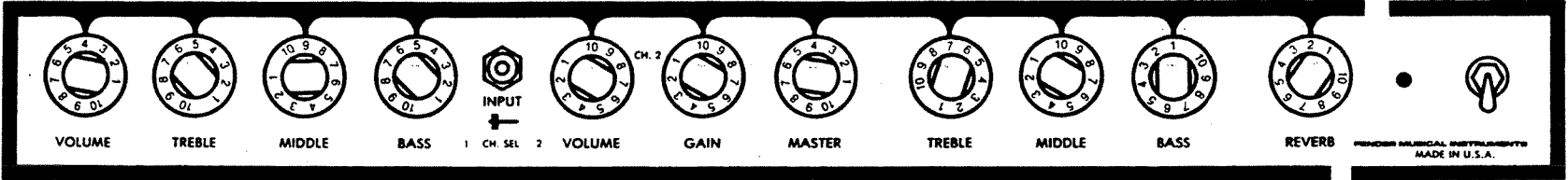




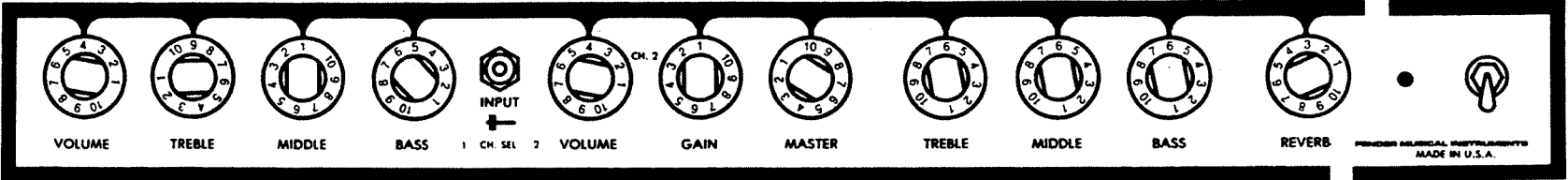
Bright Rhythm, Sweet Fat Lead



Warm Rhythm, Clean Bright Lead



Fat Rhythm, Heavy Metal Lead

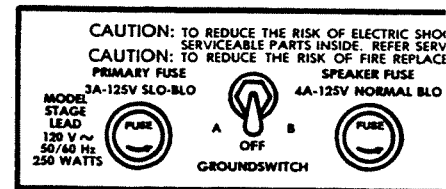


Thin Comp Rhythm, Warm Rhythm

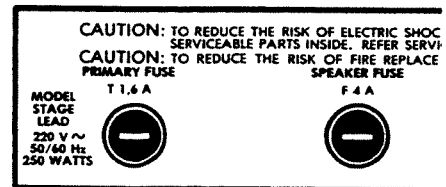
Examine the rear panel of this unit. The amplifier is equipped with the proper power supply cord for your country. On the 100v-260v Model, set the voltage selector to proper voltage before connecting to power receptacle. If you have any further questions regarding voltage, please consult your local distributor.

Replace fuse with same type as specified on the rear panel.

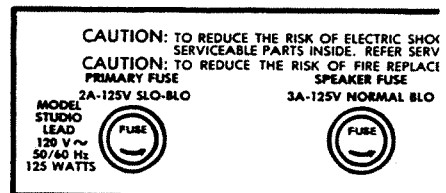
120v-50/60 Hz
100v-50/60 Hz



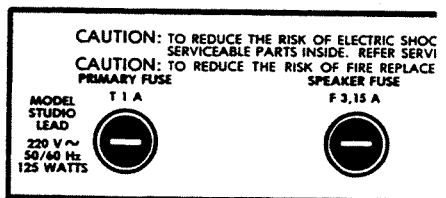
220v-50/60 Hz
240v-50/60 Hz



120v-50/60 Hz
100v-50/60 Hz



220v-50/60 Hz
240v-50/60 Hz



Under the terms of the limited warranty, defective parts will be replaced by your authorized Fender Dealer. Fender original equipment tubes are designed and built to provide optimum performance in musical instrument amplifiers. To maintain best performance and quiet operation, replacement should be made with original equipment tubes. Fender Musical Instruments furnishes warranty service through authorized Fender Dealers.

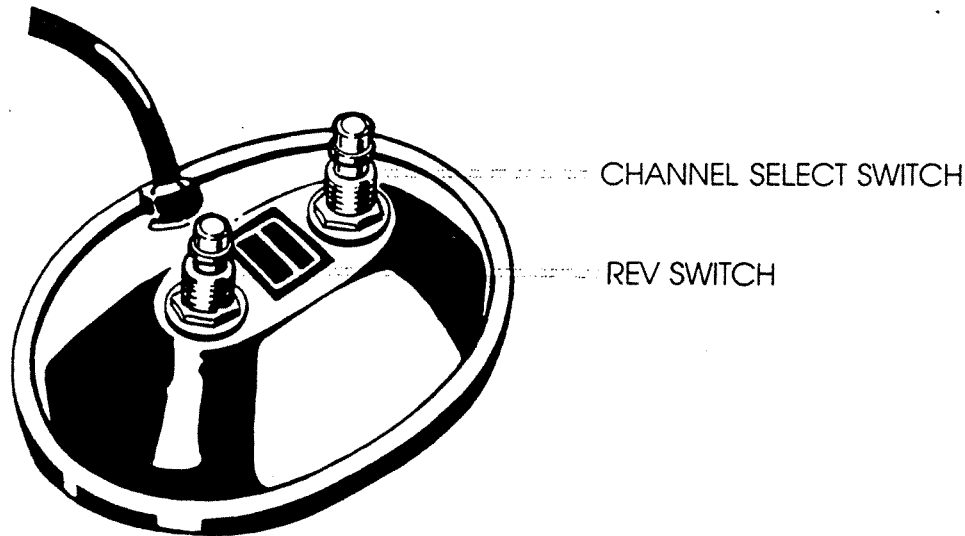
If your amp is set up but does not function, check the following items:

- Is the amp power cord properly plugged into an electrical outlet?
- Is there power at the outlet?
- Is the primary fuse blown?
- Is the speaker properly connected to the amplifier?
- Are all control knobs turned up above 4?
- Is the volume control on your instrument turned up?
- Is your instrument properly plugged into the amplifier?

The exclusive Fender vinyl covering on your cabinet has been especially designed for years of lasting beauty. A very light soapy solution on a sponge may be used to remove dirt and residue that may accumulate in the grain. Be careful not to let any liquid come in contact with operating surfaces. Do NOT have amplifier plugged into power outlet when cleaning. See inside front cover for U.L. Warning.

This Pedal Assembly enables the player to remotely switch the channel select as well as the REVERB On or Off. To attach Pedal Assembly, insert the plug into the jack labeled "FOOTSWITCH" or "PEDAL" located on the rear panel of the amplifier.

NOTE: The Pedal Cable MUST be secured to the cabinet by means of a suitable clamp and screw, such as P/N 068425 Clamp, Pedal cable .125 I.D., and P/N 084699-Screw, 8x3/4 F.H. Phillips. To reduce the risk of tearing the leads from their associated plugs, screw accessory cable clamp to inside wall of cabinet.



This limited warranty against defects in material and workmanship begins at the date of original retail purchase and lasts for one (1) year from that date. It applies to all components and is limited to the original retail purchaser. You may prove date of purchase by completing and mailing the registration card to Fender/CBS Musical Instruments, or retaining a copy of your sales invoice.

Transportation charges are not included in this warranty. If any component of the product is found to be defective, we will furnish a replacement without charge if it is returned to an authorized Fender Dealer, an authorized service technician or Fender Service Center at the address provided below. Any

damage or defect resulting from unauthorized parts or service is excluded. Any service performed by other than an authorized Fender Dealer, an authorized service technician or Fender Service Center is not reimbursable under this warranty.

The warranty is void if the serial number is defaced or removed, or the product has been visibly damaged by alteration, misuse, accident or neglect. THE COMPANY ASSUMES NO LIABILITY FOR PROPERTY DAMAGE WHICH MAY RESULT FROM THE FAILURE OF THIS PRODUCT. Any warranties of MERCHANTABILITY or FITNESS implied by law are limited to the duration of this express limited warranty.

Some states do not allow limitations on how long an implied warranty lasts, so the above limitation may not apply to you. Some states do not allow

the exclusion or limitation of incidental or consequential damages, so the above limitation or exclusion may not apply to you.

This warranty gives you specific legal rights, and you may also have other rights which vary from state to state.

Have your service performed by: An Authorized Fender Dealer, authorized service technician or, Fender Service Center
500 South Raymond Avenue,
Fullerton, California 92631

WARRANTOR:
FENDER/CBS MUSICAL
INSTRUMENTS
A Division of CBS Inc.
Post Office Box 4137
1300 East Valencia
Fullerton, CA 92634